

## A Growing Logistics and Manufacturing Platform

Port San Antonio's 350-acre East Kelly Railport is where many key area industries are building their futures. Businesses in the energy, manufacturing, transloading, warehousing, recycling, ground transportation and other sectors are already thriving thanks to the Railport.

Combined with the Port's other logistics assets, Railport customers have a strategic partner and a strong foundation for success.

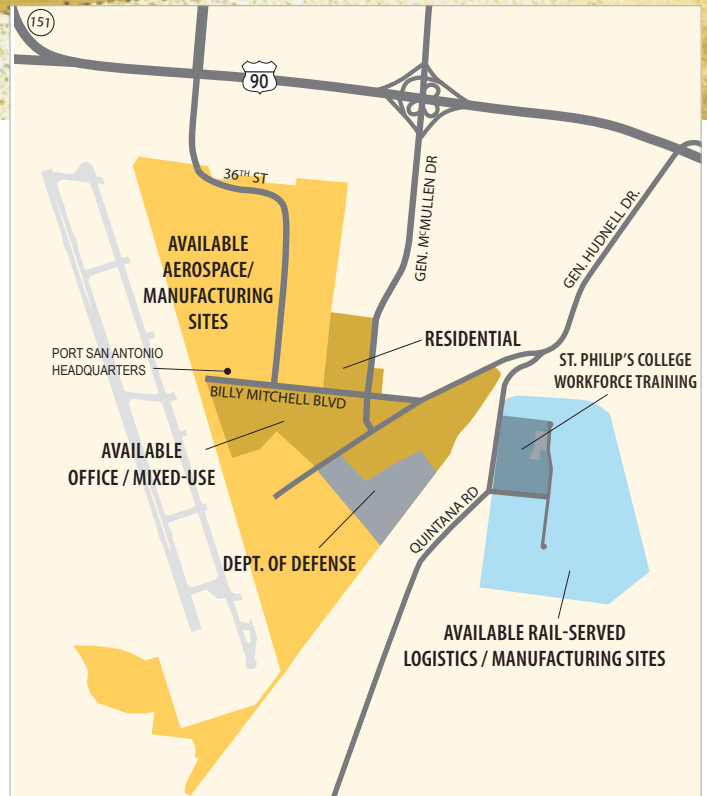

Key site features:

- Direct access to UP and BNSF Railway trains
- Eight miles of track operated by the San Antonio Central Railroad (SACRR)
- Capacity to serve 20,000 railcars per year
- Unit train capacity
- 150 rail-served acres for build-to suit logistics and manufacturing facilities
- Entire site is contained in Foreign-Trade Zone

## About Port San Antonio

Port San Antonio is redeveloping the former Kelly Air Force Base creating the conditions that maintain and grow quality jobs.

The 1,900-acre site features an industrial airport, railport and mixed-use development. Today the Port is home to over 80 private and public sector organizations which employ approximately 12,000 workers in aerospace, military, logistics, manufacturing and other key industries in the region.



SERVED BY



# COMPREHENSIVE LOGISTICS SUPPORT

There are several third-party logistics firms at East Kelly Railport which provide important support to industries at Port San Antonio and throughout the region. (Please contact us to receive a full list or visit us at [www.PortSanAntonio.us](http://www.PortSanAntonio.us)).



**Fiesta Warehousing & Distribution** – Supports breakbulk/crossdock services for cargo in a 360,000-square-foot truck and rail-served warehouse.  
(210) 923-7751 | [www.fiestawarehousing.com](http://www.fiestawarehousing.com)



**XPO Logistics** – Specializes in the transportation, storage, kitting and distribution of aerospace products for Port customers at Kelly Field.  
(210) 527-8400 | [www.xposc.com](http://www.xposc.com)



**OpTech** – Foreign-trade zone site at the Railport that provides public warehousing, assembly and order fulfillment services.  
(855) 276-6136 | [www.otcorp.com](http://www.otcorp.com)

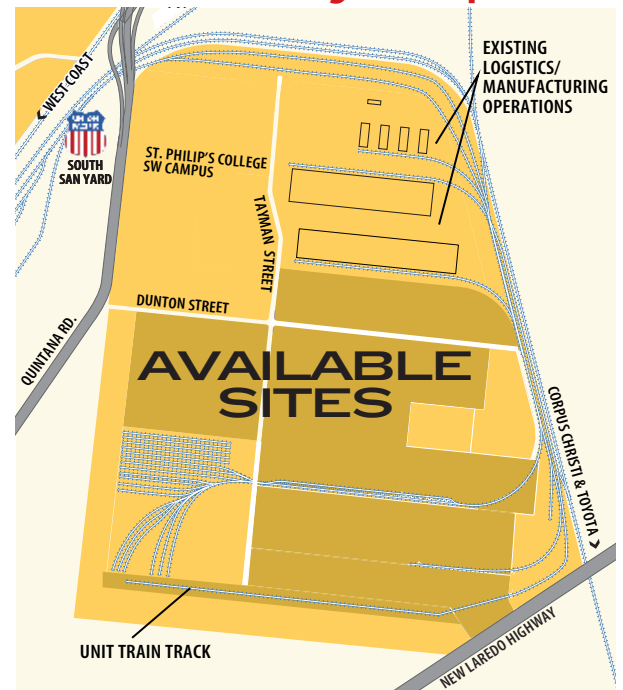


**CIG Logistics** – Transloading services (bulk and general cargo). Specializes in supporting energy, construction and other heavy industries.  
(210) 932-2989 | [www.ciglogistics.com](http://www.ciglogistics.com)



**San Antonio Central Railroad** – Short-line railroad operated by Watco Companies within East Kelly Railport which brings railcars from nearby Union Pacific and BNSF Railway trains.  
(210) 924-6366 | [www.watcocompanies.com](http://www.watcocompanies.com)

## East Kelly Railport



## Port Advantages

- Access to interstate highways 10, 35 and 37 connecting to Mexico, Canada, the U.S. coasts and the Gulf of Mexico
- Access to the Port's industrial airport on the region's largest runway, Kelly Field (SKF)
- In-house expertise in industrial build-to-suit projects
- On-site U.S. Customs services
- Strongly committed to workforce development



**Jim Perschbach**  
President & CEO  
(210) 362-7812  
[jim.perschbach@portsanantonio.us](mailto:jim.perschbach@portsanantonio.us)



**Marcel Johnson**  
VP of Business Development  
(210) 362-7830  
[marcel.johnson@portsanantonio.us](mailto:marcel.johnson@portsanantonio.us)



**John O'Connor**  
Asset Manager  
(210) 362-7882  
[john.oconnor@portsanantonio.us](mailto:john.oconnor@portsanantonio.us)

## Contact us

[www.PortSanAntonio.us/Rail](http://www.PortSanAntonio.us/Rail)  
(210) 362-7800