



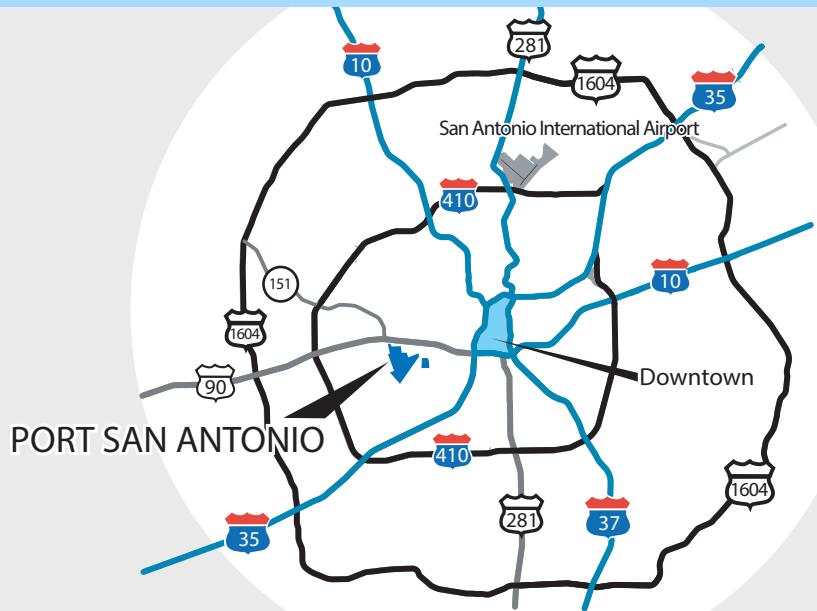
913 BILLY MITCHELL BLVD

For Lease • Warehouse / Distribution
31,900 SF Available



Suite 133

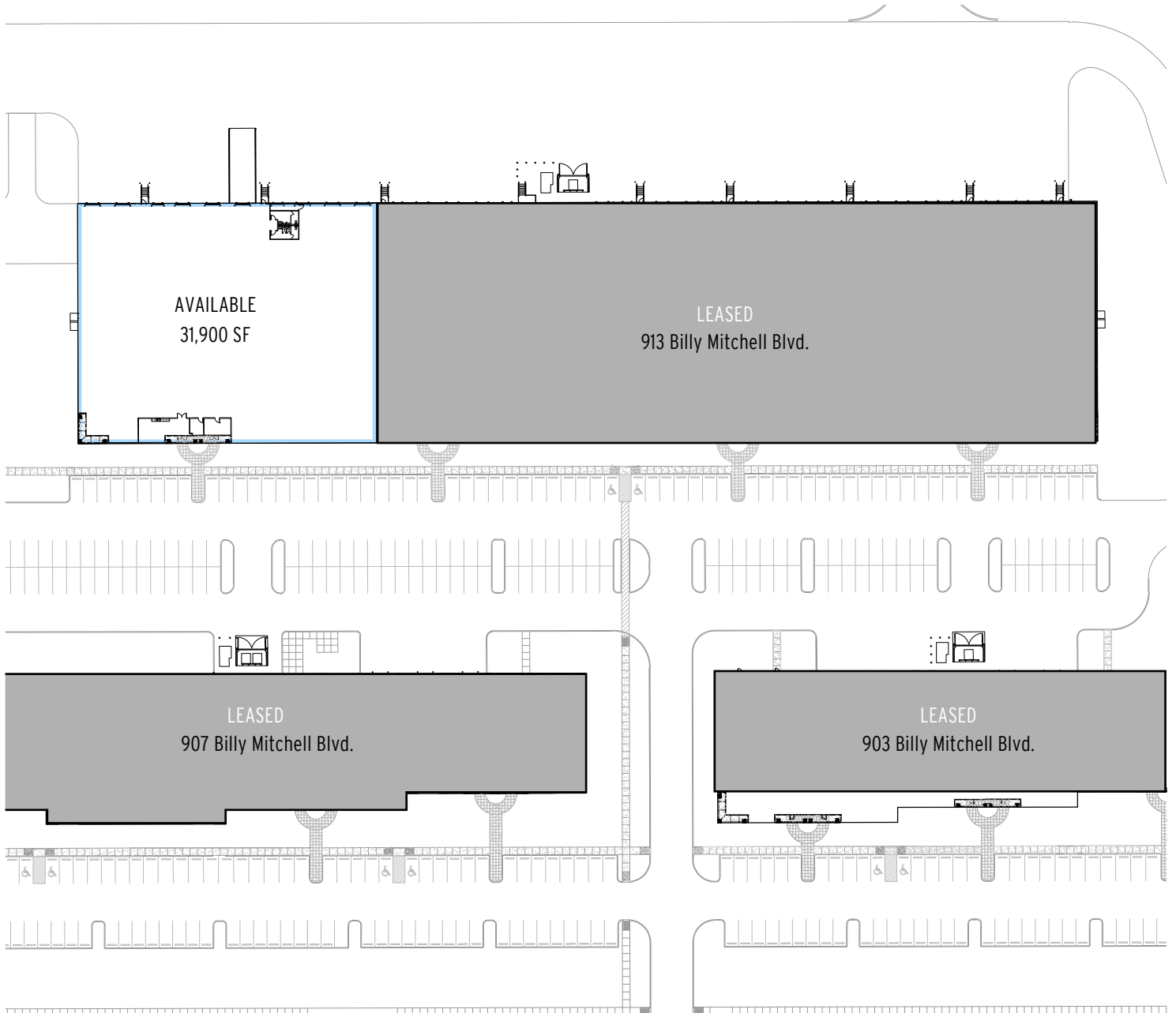
- Warehouse Distribution Space
- 31,900 SF Available
- 28' Clear Height
- Reinforced Tilt-Wall Construction
- Dock High & Ramp Loading
- 9'4" x 10'4" Overhead Doors
- 122' Truck Court
- ESFR Sprinkler System
- 40' Column Spacing
- Electrical - 277/480 Volts 3 Phase



FOR LEASE CONTACT INFO:

Julie Hinojosa, CCIM
Leasing Manager
(210) 362-7827
Julie.Hinojosa@PortSanAntonio.us

FLOOR PLAN / SITE PLAN





AMERICA'S TECH DESTINATION

Port San Antonio's campus, known as **Tech Port**, is the region's largest technology hub. And it is also one of the nation's most dynamic and rapidly growing innovation communities.

Today, more than 80 tenant customers and their 18,000 on-site employees—working for globally renowned marquee industry names alongside an array of local startups—are connecting with lifechanging opportunities in their careers, educational pathways and as entrepreneurs.

Port San Antonio's vision is to continue to connect the world's largest government and commercial employers to facilitate the delivery of innovative solutions that are used around the world.



Port customers include applied technology pioneers like Plus One Robotics (left) and the Alamo Regional Security Operations Center (ARSOC) - the nation's first integrated operations focused on protecting local critical infrastructure, including municipal government and utilities, against the growing threat of cyberattacks.

DRIVING THE FUTURE

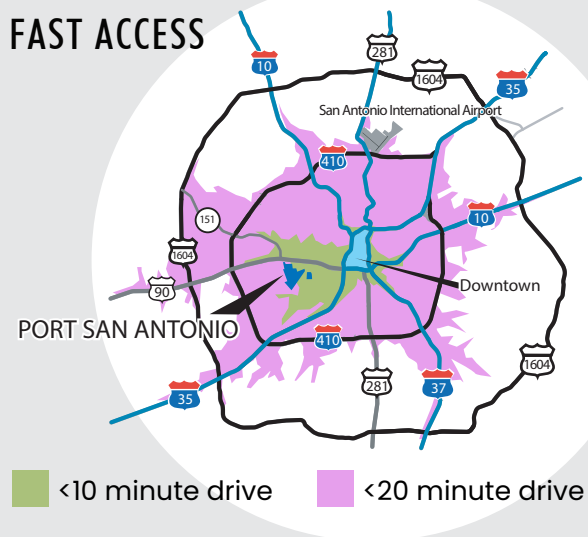
We're advancing plans for the development of leading-edge facilities to accommodate strategic growth by next-generation technologies. These planned facilities will strengthen the strategic connections within our Tech Port community: **industry**, **education**, **defense** and **government**.

AIR FORCES (AFCYBER) CAMPUS

Tech Port is already home to numerous Air Force headquarter operations and thousands of personnel focused on **cybersecurity**, **medical operations**, **engineering** and other key functions. Now, a proposed complex near our main entrance will deliver state-of-the-art facilities for leading information security defenders—a platform to ensure the protection of our critical infrastructure across the nation, around the world and in space.



FAST ACCESS



San Antonio has some of the nation's shortest commute times among major metro areas, and the vast majority of people in the region are within a 20-minute drive of the Tech Port Campus.

CONSOLIDATED FACILITY / VERTIPORT

At Kelly Field, we're also advancing plans to offer one of the world's first consolidated facilities able to accommodate traditional fixed-wing aircraft and the upcoming generation of **electric vertical take-off and landing (eVTOL)** technologies, which are also being pioneered by various industries already based on the campus.

